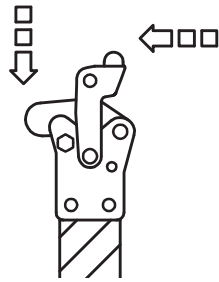
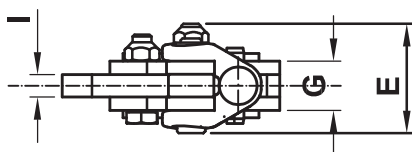
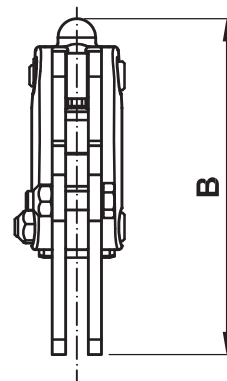
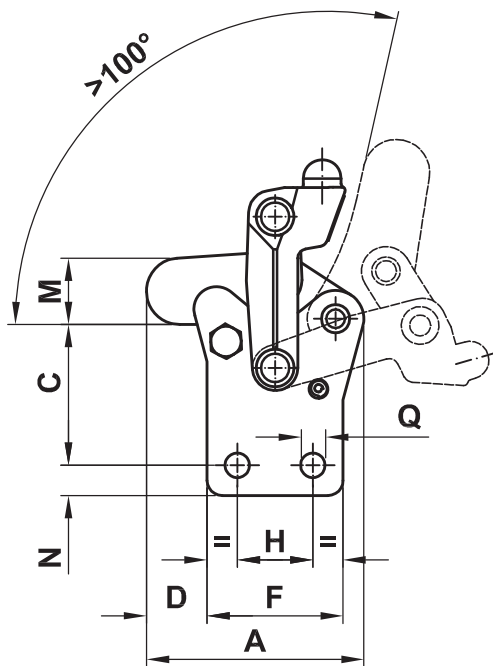


MECCANISMI A GINOCCHIERA TOGGLE MECHANISM



Gli accessori per queste serie si trovano a pag. 24 .

The accessories for this series are at pag. 24.



	A	B	C	D	E	F	G	H	I	M	N	Q	Fh (daN)	gr.
LSG01	57,5	89	37,5	16	29	36	13	20	6	17,5	8	6,5	220	256
LSG02	85,5	140,5	59,5	20	42,5	54	20	30	10	28	10	8,5	440	967
LSG03	115	180	78	28	52	75	24	55	12	35	10	10,5	850	1900